

The Eureka! Story

EUREKA!
the national children's museum •

Preparing for your visit



When I visit Eureka! there are lots of things to:

- Hear




- See



- Touch



- Smell



Eureka! is a museum for children.

This means it is a place where I can learn about lots of things and a place where I can have lots of fun.

Lots of people like going to Eureka! and sometimes there might be a long queue to get in.



I don't have to stay inside Eureka! all the time.

I can go outside when I want, and come back in again.

I can have a picture put on my hand to show that I have already paid.

But if I really don't want one, that's okay.



Things to help me at Eureka!

The people who work at Eureka! are called Enablers. They are special people who help me have fun and keep me safe.

They wear a tee shirt like this.



front



back

I can have some ear defenders if it is too noisy.

I can go to a special quiet place to relax. The Enablers will show me where I can go.



If I need help I can ask or I can get the person who is with me to ask at the information desk.

When I get to Eureka!

Outside Eureka! I might see:

- Trains in the station
- Children playing
- Picnic tables



- Mini buses, coaches or cars bringing people to Eureka!
- Lots of things to play with
- Pigeons fluttering around
- The Eureka! building with lots of glass windows and doors



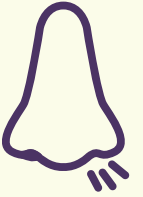
Outside Eureka! I might hear:



- Trains, car horns, children shouting, laughing or crying
- Trolleys being moved around
- Wind chimes



Outside Eureka! I might smell:



- Grass
- Food smells from the café
- Train and car fumes
- Herbs in Wonder Walk
- Factory fumes



Outside Eureka!

I might feel:



- Grass
- Sand
- Gravel

- Wood
- Rocks
- Plants



- Concrete
- Metal




Inside Eureka!

there are lots of different noises.



I might hear:

- Lots of other children talking, shouting, shrieking, and laughing
- The drone from the big heating pipes
- A talking robot called Zoom



- The groans and whirs and clanks of machines
- Archimedes is high up in the ceiling. He splashes down into his bath every half hour
- The whistles and beeps of the computers
- A man or a lady's voice speaking over the loudspeaker



At Eureka!



there are lots of different things to look at.

I might see:

- Lots of people moving and rushing about
- Models of different parts of our bodies (they are not real body parts)



- Lots of lines on the floors and walls
- Lots of different colours, shapes, textures and computer screens
- Lots of different buttons to press
- Lots of bright and coloured lights flashing and moving on the floors and walls

I might see lots of things happening all at once.



At Eureka!

there are lots of things to touch.



I might feel:

- People pushing to get past me and the rush of air as they hurry by
- The music and machines vibrating through the floor and walls



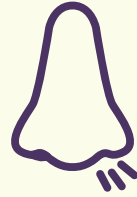
- The different textures on the floor through my shoes

I will be able to put my hands into boxes to feel different shapes and textures...some are smooth or prickly, some are warm or cold.

Feeling things that I cannot see can be surprising.



Walking around Eureka! I might be able to smell:



- Food and drink from the café
- Other people
- Heating systems
- The computers and other activities and areas of play at Eureka!



At Eureka! there are lots of things I can smell, such as:

- Smelly flowers in Sound Garden
- The boxes that have special smells in Marks & Spencers
- The smells in All About Me



Eating at Eureka!

There is a café at Eureka!

- I can look at the menu online before I go, to see what I would like to eat and drink.



OR

- I can choose on the day when I am in the café.



OR

- I can bring my own packed lunch if I want.

There are 4 places I can eat my own packed lunch. They are:

- Under Archimedes
- In the train
- In the marquee or at the picnic tables outside



The rule is that I am not allowed to eat my own packed lunch in the café.

Every public building has to have a fire alarm. The fire alarm at Eureka! starts with a siren. Then a man's voice speaks over the loudspeaker. The person who is with me will tell me what to do.

Finally,
the most important
thing about Eureka!
is to...

**have
fun!**



The Eureka! story has been compiled with the help of:

Rachel Halford (mother of Jack),
Polly Baxter, Vicky Butterfield from
Calderdale Council's Disabled Children's
Team, Ambassadors on the Helping
Hands Project

Photographs Nigel Hillier, Simon Taylor
and Tom Warman

The Helping Hands project is funded
by the Esmée Fairbairn Foundation



Eureka!

Discovery Road, Halifax,
West Yorkshire, UK, HX1 2NE

Tel: +44 (0)1422 330069

Fax: +44 (0)1422 330275

Email: info@eureka.org.uk

Web: www.eureka.org.uk

 @EurekaMuseum
@EurekaExperts